


Toot-Toot Splash™

User's Manual

BATTERY INSTALLATION

1. Make sure the unit is turned **OFF**.
2. Locate the battery cover on the bottom of the unit. Use a screwdriver to loosen the screws.
3. Install 1 new AAA (AM-4/LR03) battery following the diagram inside the battery box. (The use of a new alkaline battery is recommended for maximum performance.)
4. Replace the battery cover and tighten the screw to secure.
5. The toy is to be operated in water only when fully assembled in accordance with the instructions.

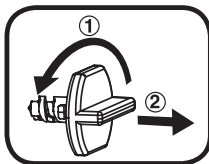


WARNING: All packing materials, such as tape, plastic sheets, packaging locks and tags are not part of this toy, and should be discarded for your child's safety.

NOTE: Please keep user's manual as it contains important information.

Unlock the packaging locks:

- ① Turn the packaging lock anticlockwise several times.
- ② Pull out and discard the packaging lock.



BATTERY NOTICE

- Use new alkaline batteries or fully charged NI-MH (Nickel Metal-hydride) rechargeable batteries for best performance.
- Use only batteries of the same or equivalent type as recommended.
- Do not mix different types of batteries: alkaline, standard (carbon-zinc) or rechargeable (Ni-Cd, Ni-MH), or new and used batteries.
- Do not use damaged batteries.
- Insert batteries with the correct polarity.

- Do not short-circuit the battery terminals.
- Remove exhausted batteries from the toy.
- Remove batteries during long periods of non-use.
- Do not dispose of batteries in fire.
- Do not charge non-rechargeable batteries.
- Remove rechargeable batteries from the toy before charging (if removable).
- Rechargeable batteries are only to be charged under adult supervision.

Disposal of batteries and product



The crossed-out wheeled bin symbols on products and batteries, or on their respective packaging, indicates they must not be disposed of in domestic waste as they contain substances that can be damaging to the environment and human health.



The chemical symbols Hg, Cd or Pb, where marked, indicate that the battery contains more than the specified value of mercury (Hg), cadmium (Cd) or lead (Pb) set out in Battery Directive (2006/66/EC).

The solid bar indicates that the product was placed on the market after 13th August, 2005.

Help protect the environment by disposing of your product or batteries responsibly.

For more information, please visit:

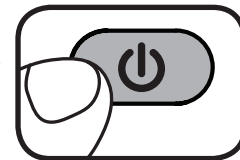
www.recycle-more.co.uk

www.recyclenow.com

PRODUCT FEATURES

1. ON/OFF PRESS BUTTON

To turn the unit **ON**, press the ON/OFF button (⏻). To turn the unit **OFF**, press the ON/OFF (⏻) a second time.



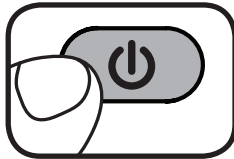
2. AUTOMATIC SHUT-OFF

To preserve battery life, this **VTech® Toot-Toot Splash™** unit will automatically power-down after approximately 60 seconds without input. The unit can be turned on again by pressing the light-up face button.

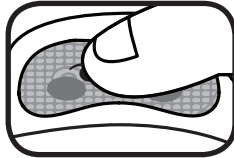
Note: If the unit powers down while playing, we suggest changing the batteries.

ACTIVITIES

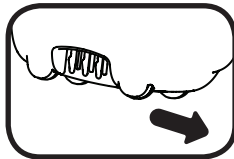
1. Press the **ON/OFF BUTTON** to turn the unit **ON**. You will hear sounds, a song and a phrase. The light will flash with the sounds.



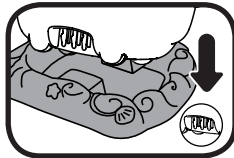
2. Press the **LIGHT-UP FACE BUTTON** to hear sounds, songs and phrases. The light will flash with the sounds.




3. Push or pull the toy to hear fun sounds and melodies. While the melody is playing, push or pull the toy again to add in fun sounds on top of the melody. The light will flash with the sounds.



4. For added fun, the toy interacts with **VTech® Toot-Toot Splash™** play sets. Simply put the toy on a play set's **SplashPoint™** locations to see the light flash and to hear greetings, fun sounds, short tunes and sing-along songs (each play set sold separately.)



5. Connect the little boats to the Big Tug Boat for more fun and to help build your child's motor skills.



WARNINGS:

- The batteries must be changed by an adult.
- This toy cannot be used in salt water.
- After using this toy, do not leave it in the water for a long time.
- Make sure to empty the water out of all elements of the toy and to rinse them out before drying.
- This toy can be operated in water only when fully assembled in accordance with the instructions.
- This is not a lifesaving device. Do not leave your child unattended while this **VTech® Toot-Toot Splash™** unit is in use.
- Never leave a child unattended or with an older child in the bathroom or in the bath, not even for one minute.
- Always check with a thermometer the temperature of the water coming from the tap before sitting your child in the bath. Toddlers have very sensitive skin and can easily get burnt if the water is too hot.
- When closing the battery cover ensure that the screw is securely tightened. This will avoid any water leakage.
- Only use this unit in water between 10 and 45 degrees centigrade.
- Parents should drain the water from the speaker if the volume decreases too much.

CARE & MAINTENANCE

1. Keep the unit clean by wiping it with a slightly damp cloth.
2. Keep the unit out of direct sunlight and away from any direct heat source.
3. Remove the batteries when the unit is not in use for an extended period of time.
4. Do not drop the unit on hard surfaces.

TROUBLESHOOTING

If for some reason the program/activity stops working or malfunctions, please follow these steps:

1. Please turn the unit **OFF**.
2. Interrupt the power supply by removing the batteries.
3. Let the unit stand for a few minutes, then replace the batteries.
4. Turn the unit **ON**. The unit should now be ready to play again.
5. If the product still does not work, replace with a new set of batteries.

If the problem persists, please call our Consumer Services Department on 01235 546810 (from UK) or +44 1235 546810 (outside UK) and a service representative will be happy to help you.



PRODUCT REGISTRATION

Visit www.vtech.co.uk/clubvtech/login
to register your VTech product

By joining the VTech Club you can also enter competitions, find out about news and events, seek expert advice for parents and let your kids play fun learning games and activities.



PRODUCT WARRANTY

Thank you for choosing this quality product from VTech. We hope it will bring many hours of entertainment, imaginative play and learning.

1. The product detailed above is covered by a one year warranty from the date of purchase, against any defects in materials or workmanship.
2. The product may be returned to the place of purchase. Alternatively the product can be returned to VTech Electronics Europe plc (see address below), with proof of purchase, without proof of purchase no replacement will be provided.
3. VTech Electronics Europe plc will examine the product and if it is found to be defective due to faulty materials or workmanship, will replace the product at their discretion.
4. If the product covered by this warranty is damaged due to misuse, modification or unauthorised repair, or because of faulty batteries, battery discharge or incorrect electrical connections, then this warranty becomes void.
5. This warranty is personal to the original purchaser and is not transferable.
6. Breakages to the LCD screen are not covered by the warranty.
7. Returns to VTech Electronics Europe plc should include a cheque or postal order for £1.50 towards the cost of return postage and packaging.
8. Products returned to VTech Electronics Europe plc, should be addressed as follows and packed carefully to avoid damage in transit (Please do not include batteries or adaptor). Please include details of the fault together with your name and address.
9. To keep an online record of your warranty, please register your product online at www.vtech.co.uk/warranty

Vtech Electronics EU PLC, c/o XPO Logistics, Warehouse 350, Cat & Fiddle Lane, West Hallam, DE7 6HE

THIS WARRANTY IS OFFERED AS AN EXTRA BENEFIT AND DOES NOT AFFECT CONSUMERS' STATUTORY RIGHTS.

This warranty is valid for the UK and Eire only. For products purchased outside the UK and Eire, please contact your local distributor or place of purchase.

